

Downspout Planters

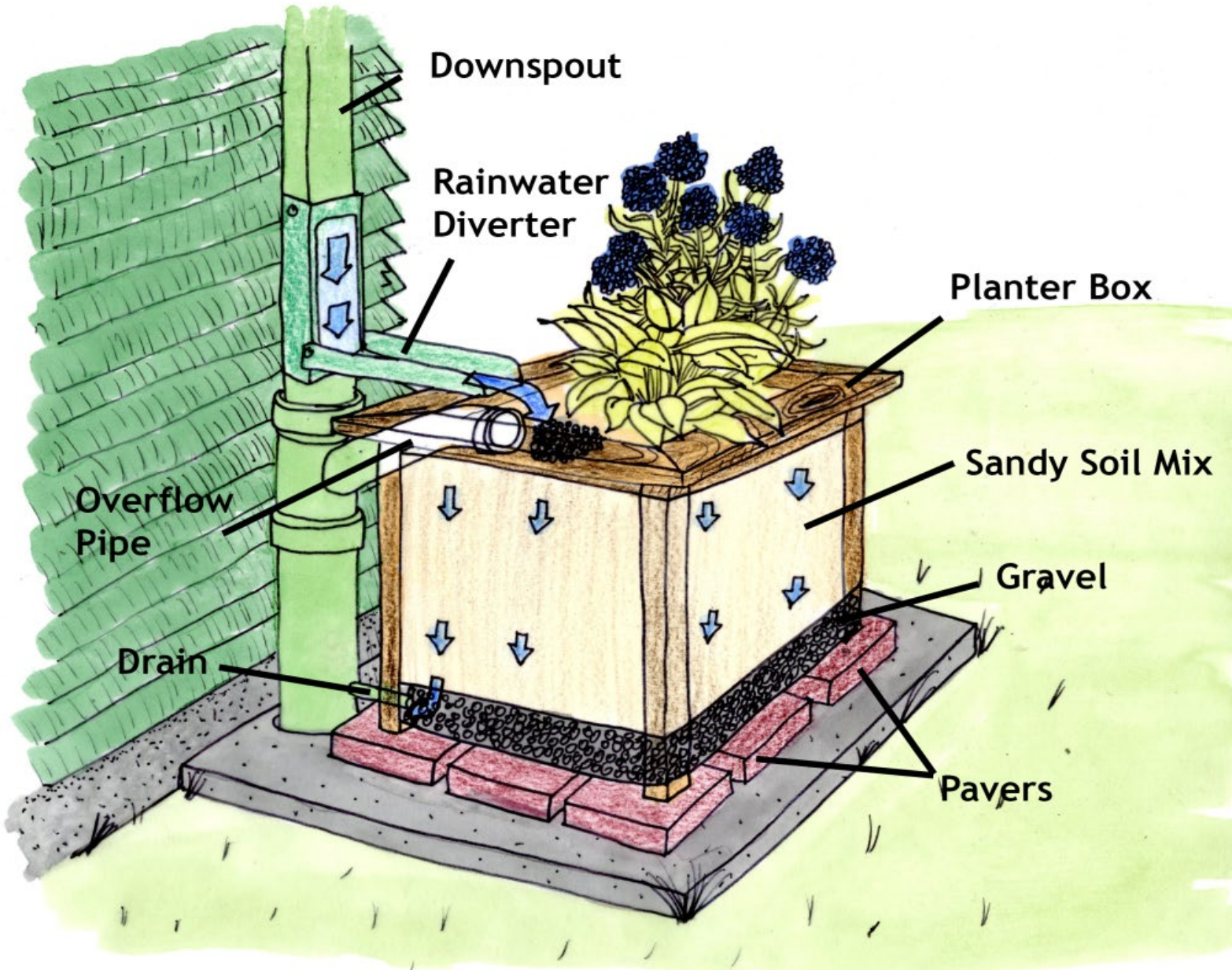
Erin Landis, River - Friendly Coordinator
elandis@thewatershed.org



What is a downspout planter?



- Decorative planter-box
- Connected to the downspout system of a house
- Absorbs and filters stormwater
- Great for small spaces!





Benefits

- Similar function and benefits as rain gardens!
- Attractive irrigated flower garden
- Slows and reduces stormwater runoff
- Filters sediment and pollutants from stormwater



Wooden

vs.


Metal

- More size options
- More “traditional” look

- Stores more water
- Easier to build
- Lighter and easier to move



Building a Downspout Planter



Because the wooden planter required a lot of water-proofing and sealing, as well as the installation of an underdrain, it's more complicated to build

Start with a 100-gallon
galvanized water
trough (available at
Tractor Supply stores)



- for scale

install a “false” bottom of perforated sheeting supported by 4-inch PVC columns





Install a
perforated
overflow

And you have
your metal
downspout
planter!



Installation



- Determine orientation of the planter (relation to existing downspout, utilities, etc.)
- Level the area where the planter will sit
- Create a base for the planter (cinder block, brick, treated wood)

- Then hook it up to your stormwater system!
- Fill the planter box with pea gravel, filter fabric, and soil



Installation



Downspout

Downspout cut here

Elbow and sections of downspout attached to bring water into box.

Overflow & underdrain connected to drain pipe.

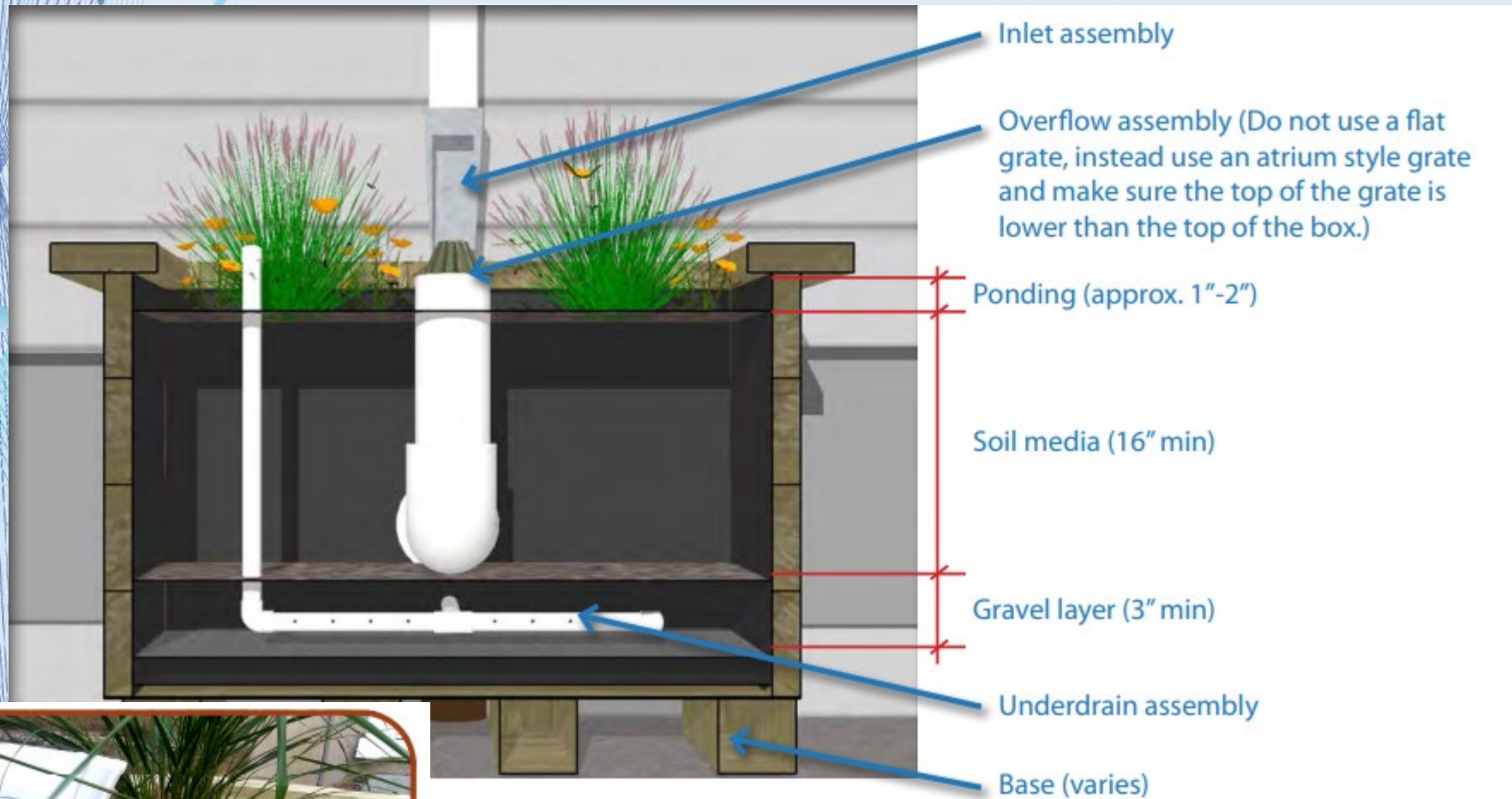
Existing drain pipe (in lieu of stub)

BEFORE



AFTER


Installation



Make sure to place gravel for splash rock where water will be running into the planter

Then add plants, and
you are done!





If you are interested in learning more, check out the Philadelphia Rain Check program, where much of this presentation's information and photos came from!

<https://www.pwdraincheck.org/en/>

Their website includes guides on:

- Construction of downspout planters
- Installation of downspout planters
- Maintenance of downspout planters
- And more!



Thank You!



Erin Landis
River - Friendly Coordinator
elandis@thewatershed.org

